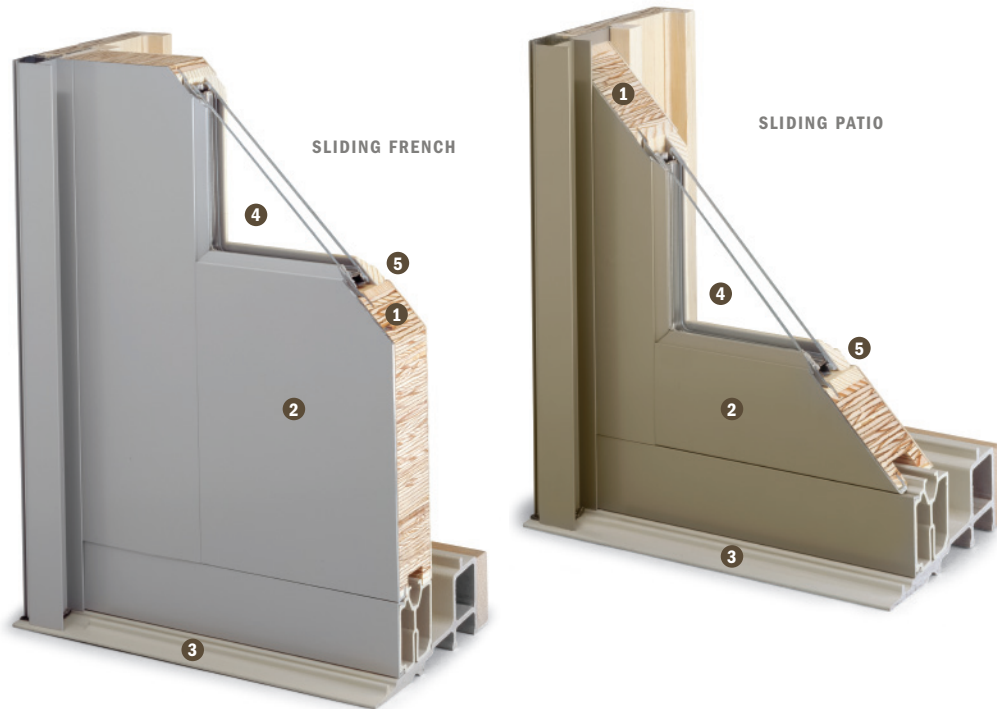


Ascent® Sliding Doors



Frame & Panel

1 Select wood components are kiln dried, and treated with water/insect repellent and preservative. Interior wood surfaces are available in complimentary pine or mixed grain fir, or optional wood species including cherry, hickory, African mahogany, maple, oak, walnut, alder or vertical grain fir. Interior surfaces are available unfinished or factory primed. Optional factory-applied finishes are available in a variety of stains and basecoats.

2 Wood components are fitted with aluminum extrusions on the exterior. 50 Eagle Complimentary Colors™ that meet AAMA 2604 specifications are available, as well as custom colors. Also available is a selection of seven exterior anodized options.

Sill

3 A durable fiberglass sill is an excellent thermal barrier. Stainless steel roller cap provides smooth operation of the door panel. Available in beige or brown.

Glazing

4 High-Performance™ Low-E4® glass with a low-conductance spacer. Triple insulated glass, tinted, clear IG, high-altitude glass and other special glazing options are available.

5 Glass is fixed in place from the interior with wood stops that can be removed for easy reglazing if necessary. Glass stops available in colonial or contemporary profiles.

Weather Strip

The frame consists of foam filled leaf weather strip on the exterior creating a weather-resistant pocket for the panel. A dual weather strip seal on the interlock is fitted between the fixed and operating meeting stiles.

Hardware

6 Operating panel consists of two tandem ball bearing steel roller assemblies. Stainless steel roller assemblies are available as an option.

































Two-point opposing hook lock (gear driven) is standard, with an optional stainless steel version.

7 Standard sliding French door handle set has an interior and exterior polished brass finish. Sliding patio door standard handle set has a black finish with an oak interior pull. Other available finishes include limited lifetime brass, antique brass, oil-rubbed bronze, pewter, satin chrome, bright chrome, white or black (optional polished brass finish available on sliding patio doors). Optional slimline exterior pulls are also available painted to match the exterior finish of sliding patio doors.

8 Upgraded Classico handle set features a curved handle pull. Available finishes include polished brass, limited lifetime brass, antique brass, oil-rubbed bronze, pewter, satin chrome, bright chrome, white, black and distressed finishes of light bronze, dark bronze and nickel. Optional square escutcheon plates also available.

Bi-parting doors have one operable and one dummy handle. Keyed locks are available.

Features & Options

<p>7 <i>Handle Sets</i></p>  <p>POLISHED BRASS</p>  <p>BLACK FINISH OAK INTERIOR PULL</p>  <p>LIMITED LIFETIME BRASS</p>  <p>ANTIQUÉ BRASS</p>  <p>OIL-RUBBED BRONZE</p>  <p>PEWTER</p>  <p>SATIN CHROME</p>  <p>BRIGHT CHROME</p>  <p>WHITE</p>  <p>BLACK</p>	<p>8 <i>Classico Handle Sets</i></p>  <p>POLISHED BRASS</p>  <p>LIMITED LIFETIME BRASS</p>  <p>ANTIQUÉ BRASS</p>  <p>OIL-RUBBED BRONZE</p>  <p>PEWTER</p>  <p>SATIN CHROME</p>  <p>BRIGHT CHROME</p>  <p>WHITE</p>  <p>BLACK</p>  <p>LIGHT BRONZE DISTRESSED</p>  <p>DARK BRONZE DISTRESSED</p>  <p>NICKEL DISTRESSED</p> <p><i>Slimline Exterior Pulls</i></p>  <p><i>Painted to match the exterior finish of the door</i></p>	<p>9 <i>Divided Lights</i></p>  <p>5/8" MDL</p>  <p>7/8" MDL</p>  <p>1 1/8" MDL</p>  <p>1 1/2" MDL</p>  <p>7/8" CDL</p>  <p>7/8" REMOVABLE</p>  <p>5/8" FLAT</p>  <p>1" CONTOURED</p> <p>*NOTE: Divided light options also available in 2 1/4" width and in contemporary profile.</p> <p>MDL = Modern Divided Lights* Flat = Between-glass grilles CDL = Classic Divided Lights* Contoured = Between-glass grilles Removable = Removable wood grilles</p> <p>10 <i>Between-Glass Blinds</i></p> 
---	---	--

6
Hardware



STEEL ROLLER ASSEMBLY



TWO-POINT HOOK LOCK

Door Anchorage
Folding vinyl nailing fins are pre-applied into a kerf on the frame exterior to facilitate installation. Optional metal installation clips are available. Standard wall depth is 4 3/16" for sliding French doors.

Insect Screens
Top-Hung Sliding Insect Screen. Charcoal fiberglass screen mesh fits into an aluminum frame in all 50 Eagle Complimentary Colors™. Aluminum screen mesh is also available.

Concealed Insect Screens. The concealed insect screen has charcoal fiberglass panels. Insect screen retracts when not needed providing an unobstructed view through the glass. Available in all 50 Eagle Complimentary Colors.

9 Divided Lights
Modern Divided Lights. Fixed interior and exterior grilles with internal spacers between two panes of glass. Available in 5/8", 7/8", 1 1/8", 1 1/2" or 2 1/4" widths and colonial or contemporary profiles.

Classic Divided Lights. Fixed exterior and interior grilles without an internal spacer. Available in 5/8", 7/8", 1 1/8", 1 1/2" or 2 1/4" widths and colonial or contemporary profiles.

Between-glass grilles. Available in 5/8" flat or 1" contoured aluminum profiles. Two-tone colors of colony white/pebble tan, colony white/sierra bronze or colony white/forest green are available on the 1" profile.

Removable wood grilles. Removable wood grilles are available in a 7/8" width and colonial or contemporary profiles. Optional surround and fixed exterior grilles also available.

10 Privacy Options
Between-glass Blinds. A 5/8" aluminum slat blind mounted between two panes of insulated glass in a dust-free environment. Available in white, tan, almond or gold. Blinds are magnetically controlled and can be tilted or raised and lowered with one cord.*

Security Footbolts
An enhanced footbolt is discreetly positioned on the side of the panel. Footbolt provides an extra measure of security when door is in locked position. Available in finish options to complement handle sets.

Security Footbolt



*Note: Not all sizes are retractable.
Visit our website to see larger images of our features and options.