

Andersen[®]
ARCHITECTURAL
COLLECTION



E-SERIES
WINDOWS & DOORS

Unlimited Possibilities
to Create Your Original.



Andersen®
ARCHITECTURAL
COLLECTION



E-SERIES
WINDOWS & DOORS

Create Distinction.

Whether you're looking for style, performance or innovation, you'll find it in the windows and patio doors of the Architectural Collection, the culmination of more than a century-long commitment to quality and engineering excellence.

These premier products deliver ultimate design freedom by combining elegant craftsmanship with unlimited selection, architectural authenticity with unmatched performance and monumental sizes with unexpected precision.

The Andersen Architectural Collection. Windows and patio doors for luxury homes. For more information, visit andersenwindows.com/e-series.



E-Series hinged patio doors with White painted interiors.



E-Series casement and picture windows with custom painted interiors.



E-Series picture windows with Pine interiors.



Unlimited Possibilities to Create Your Original.

Custom colors. Unlimited design options. Dynamic sizes and shapes. With E-Series windows and patio doors from the Andersen® Architectural Collection, the home you've always imagined can be more than a dream. More than a vision. It can be reality.

Every E-Series window and patio door is made to your exact specifications, giving you unmatched freedom. The inspiration for your home can come from anywhere. The ability to fulfill it comes from E-Series windows and patio doors.



E-Series picture and awning windows with White painted interiors.



From custom grilles to shapes and colors, in the following pages you'll find a small sampling of what's possible with E-Series products.

No matter what you have in mind, E-Series windows and patio doors can help you create your personal vision of home.

Engineered for Performance, Durability and You.



ENERGY-SAVING GLASS FOR ANY CLIMATE.

Andersen makes windows and patio doors with options that make them ENERGY STAR® v. 6.0 certified throughout the United States.

Visit andersenwindows.com/energystar for more information and to verify that your product and glass options are ENERGY STAR certified in your area.

BUILT STRONG.

E-Series windows and patio doors are made with heavy-gauge, extruded aluminum-clad wood sash and frames. Our thick cladding offers greater structural capabilities than thinner, roll-form aluminum, while providing a superior exterior finish that resists the elements of inclement weather, abrasion and impact.

LOW-MAINTENANCE EXTERIORS.

Baked-on silicone polyester enamel exteriors offer virtually maintenance-free performance and durability. They're warranted for 10 years against chalking and color change and for 20 years against cracking, checking, peeling, flaking, blistering and loss of adhesion.*



WINDOWS AND DOORS WITH
StormWATCH
PROTECTION

E-Series windows and patio doors with Stormwatch® Protection meet building code requirements in many Gulf and Atlantic coast states. See your local building code official for specific requirements. Visit andersenwindows.com/coastal for more information.

OWNER2OWNER® LIMITED WARRANTY

Most other window and patio door warranties end when a home is sold, but our coverage — 20 years on glass, 10 years on non-glass parts — transfers from each owner to the next. And because it is not prorated, the coverage offers full benefits, year after year, owner after owner.* So it adds real value when you decide to sell your home.

ENERGY-SAVING GLASS FOR ANY CLIMATE.

We have the glass you need to get the performance you want, including a variety of Low-E glass options to help you control heating and cooling costs in any climate, plus glass options that are ENERGY STAR certified in most climate zones.

DESIGN VERSATILITY.

Extruded aluminum's strength and versatility allow us to offer beautiful made-to-order design solutions for practically any combination of shapes and styles you can imagine. And because our exterior frame, sash and trim components utilize extruded aluminum, our products feature clean, architecturally accurate lines and details to complement your home's style.

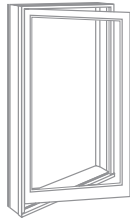
*Visit andersenwindows.com/warranty for details.

E-Series Windows



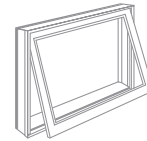
DOUBLE-HUNG WINDOWS

A double-hung window has two vertically sliding sash (glass panels) in a single frame. Double-hung windows lift open while remaining flush with the wall, making them ideal around patios, decks and walkways. Both top and bottom sash tilt in for easy cleaning.



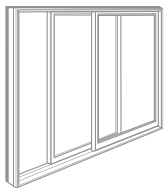
CASEMENT WINDOWS

Casement windows are hinged windows that open outward to the right or to the left. They're common above kitchen sinks and give you the flexibility to group in stunning combinations. French casement windows feature side-by-side left- and right-opening sash with no center mullion post. Push out casement windows feature a manual lock handle to push open the window.



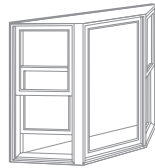
AWNING WINDOWS

Awning windows are hinged at the top and open outward. They catch breezes from the left or right and are often used above, below or alongside stationary windows. Push out awning windows feature a manual lock handle to push open the window.



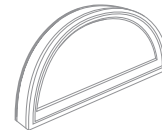
GLIDING WINDOWS

Gliding windows feature two or three sash, with at least one of the sash sliding horizontally past the others. They provide the advantages of double-hung windows with a more contemporary look.



BAY & BOW WINDOWS


Bay and bow windows are window combinations that project outward from a home. E-Series bay and bow windows create a focal point that is visually striking.



SPECIALTY WINDOWS

Specialty windows are stationary (non-opening) windows characterized by their special shapes, including curves and dramatic angles. They can make a signature statement in your home or provide a delicate lighting accent.

E-Series Patio Doors



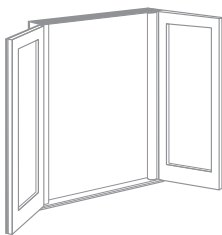
GLIDING PATIO DOORS

Gliding patio doors have at least one door panel that glides smoothly past another door panel. Choose from our gliding patio or French gliding patio door styles. Both are available with two or four panels.




HINGED INSWING PATIO DOORS

Available with one or two panels, with at least one panel that swings inward, which saves space on balconies, small decks and patios.



HINGED OUTSWING PATIO DOORS

Available with one or two panels, with at least one active panel that swings outward, allowing for more usable space inside a room.



TRANSOMS & SIDELIGHTS

Transoms go above a door while sidelights flank one or both sides of the door. Alone or combined, they can turn your doorway into a focal point while letting more natural light into your home's entryway. Many options are available, including a venting sidelight that allows fresh air into your home even when keeping the door open isn't an option.



Unlimited Designs

E-Series picture windows with Pine interiors.

Now Your Windows Can Be as Inspiring as Their Views.

E-Series products let you combine different styles, unique sizes and interesting shapes for limitless design options. Whether you're looking to make a design statement or to simply recreate a classic, our windows and patio doors give you more freedom to use your imagination.



SIZING OPTIONS

Just like with colors and finishes, we believe you shouldn't have to settle for sizes that are "close enough." We make it easy to order custom sizes any time you need them.





Contemporary Style

E-Series casement, awning, picture and transom windows with Black exteriors.

Learn How to Bring Your Vision to Life.

Andersen has done extensive research into many architectural styles and how windows and patio doors play a critical role in achieving them. We've compiled it all into our Home Style Library. Whether you're looking for a contemporary, modern home style or something more traditional, our library will show you how to bring architectural authenticity to whichever style of home you prefer.



Miesian Modern

Modern home styles incorporate clean lines, simple forms and open floor plans. They often feature floor-to-ceiling windows or glass doors with narrow profiles to maximize light and view and act as transparent barriers between indoors and outdoors. Multiple window units arranged in rectangular groupings and the use of dark colors or metal finishes are common attributes to a modern home style.



Industrial Modern

HOME STYLE LIBRARY PREVIEW

To view our complete Home Style Library, visit andersenwindows.com/stylelibrary.



Create a Contemporary Style with E-Series Products

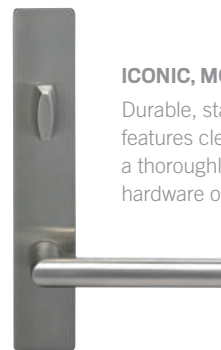


CONTEMPORARY DESIGNS

Dark colors and narrow profile options on windows, patio doors and even grille options offer a truly contemporary style.



Interior of door shown above with 3 11/16" panel profile; Interior detail at right shows contemporary grille profile in Black with a Black spacer bar.



ICONIC, MODERN HARDWARE

Durable, stainless steel FSB® hardware features clean lines in a satin finish for a thoroughly modern look. See FSB hardware options on page 24.



Unlimited Exteriors

E-Series specialty trapezoid and awning windows with custom color finish.



E-Series gliding patio door with Olive exterior.

Do You Dream in Color?

Color enhances your design, and we believe it shouldn't have to cost more. Start with one of our 50 exterior color options, an industry-leading palette available at no additional cost. Add to that our two-, three- and four-tone exteriors, and set your E-Series windows and patio doors apart from the rest.

Whether your inspiration comes from an autumn leaf, a river-washed stone, a glass of wine or even a classic car, E-Series products bring it to life with their custom capabilities. Additionally, for an added look of distinction, consider one of our seven spectacular anodized finishes.



Colors shown:
Colony White and
Black



Colors shown:
Sage, Moss and
Canvas

MULTI-TONE EXTERIORS

Create two-, three- and four-tone color combinations by mixing and matching up to four exterior finish options.

E-Series hinged inswing patio door with arch and rectangle picture windows in a custom color finish.




EXTERIOR COLORS

With E-Series windows and patio doors, you have the freedom to choose 50 exterior colors, or specify a custom color. You can also combine up to four colors for added curb appeal. Or choose one of our anodized finishes for a rich, lustrous metallic appearance.

50 EXTERIOR COLORS



7 ANODIZED FINISHES



UNLIMITED CUSTOM COLORS


You shouldn't have to settle for "close enough." We will work with you to develop a custom exterior color that meets your needs.

E-Series arch single-hung window with custom divided light grille pattern.



Surrounded in Beauty.

E-Series windows and patio doors are available with a variety of exterior trim options that help take your home from ordinary to extraordinary. It's an ideal way to make every window and patio door an even more attractive part of your home while adding your own personal touches at the same time.



2" brick mould and 1 1/2" sill nose shown on a casement



2" adjustable brick mould shown on a hinged inswing patio door




3 1/2" backband & bead casing and 1 1/2" sill nose shown on a casement



3 1/2" brick mould and 1 1/2" deep sill nose shown on a double-hung



2" ovolo brick mould and 1 1/2" deep sill nose shown on a double-hung



5 1/2" flat casing and 1 1/2" sill nose shown on a casement



3 1/2" flat casing shown on a hinged inswing patio door

EXTERIOR TRIM OPTIONS

Featuring intricately defined detail made possible through the use of extruded aluminum, our exterior trim options extend outward from the window or patio door frame, casting a shadow line consistent with true historical applications. Choose from a selection of flat casings, brick moulds and sill nosing. Or design your own custom trim profile. Match or contrast the trim with your window and patio door in any of our 50 exterior colors, custom colors and anodized finishes.



Unlimited Interiors

E-Series picture and transom windows and gliding patio doors with Black painted interiors.



E-Series casement and picture windows in a custom interior finish.

A Range of Interiors. Including Yours.

Beautiful wood can turn any interior into a conversation piece. Our distinctive wood species can be finished with one of our stain or paint options, clear coated or primed for easy finishing in any color you choose. For complete design freedom, you can also specify virtually any species of wood or have us custom match a finish for you.



Casement window
interior shown in:
Pine with Clear Coat



Casement window
interior shown in:
Anodized Silver



Hinged inswing patio door
interior shown in:
Black



E-Series awning and picture windows with Pine interiors.

INTERIOR OPTIONS

WOOD SPECIES



Pine



Mixed Grain
Douglas Fir



Oak



Maple



Hickory

Our distinctive woods add uncommon flair to any room. Each has its own character, grain and staining capabilities, so you can select one that makes your windows stand out or one that blends seamlessly with your interior décor.



Mahogany*




Cherry



Walnut



Vertical Grain
Douglas Fir



Alder

CUSTOM WOOD INTERIORS

If an exotic species is required to complete your home, we will try to source any variety that meets our production standards and your needs.

FACTORY-FINISHED INTERIORS



Clear Coat



Wheat



Autumn Oak



Golden Hickory




Honey

Our high-quality, factory-applied stains offer you convenience along with beauty. Choose from a variety of wood finishes or select one of our painted options. Or for a natural look, select our clear coat option.

All interior finish options are shown on pine.




Cinnamon



Russet



Mocha




Espresso

CUSTOM STAINS AND MATCHING

Need a special finish for just the right look, or to match existing woodwork? We offer custom stain matching if you need it.

PAINTED INTERIOR OPTIONS


Available on pine.




White



Birch Bark



Primed (for paint)



Canvas




Sandtone



Terratone



Forest Green



Dark Bronze**



Dove Gray



Prairie Grass



Red Rock



Cocoa Bean



Black**



Anodized Silver†

*The Mahogany name is representative of non-endangered, African mahoganies. **Dark Bronze and Black also available on Maple. †Anodized Silver available on Maple only. Printing limitations prevent exact finish replication. Please see your Andersen supplier for actual color and finish samples.



E-Series casement windows with White painted interior.

It's Not Just Hardware. It's Fine Jewelry for Your Home.

CASEMENT AND AWNING HARDWARE



Operator Handle & Cover



Casement Lock:
Finish matches operator

Antique Brass | Black | Bright Chrome | Bronze | Gold | Oil Rubbed Bronze
Pewter | Polished Brass | Satin Chrome | White

PUSH OUT CASEMENT AND PUSH OUT AWNING



Lock Handle



Insect Screen Pull

Antique Brass | Black | **Oil Rubbed Bronze**
Polished Brass | Satin Chrome | White

FRENCH CASEMENT



Operator Handle & Cover



Sash Lock

Antique Brass | **Black** | Bright Chrome | Bronze
Polished Brass | Satin Chrome | White

DOUBLE-HUNG HARDWARE



Sash Lock



Sash Lift

Antique Brass | Black | Bright Chrome | Bronze | Gold | Oil Rubbed Bronze
Pewter | Polished Brass | Satin Chrome | White

SASH LOCK WITH VERILOCK SENSOR



Shown in Black

E-Series double-hung windows with VeriLock® sensors use a different sash lock. For more information on our exclusive security sensors, see page 31.

GLIDING HARDWARE



Sash Lock



Slim Line Sash Pull*

Antique Brass | **Black** | Bright Chrome | Bronze | Gold | Oil Rubbed Bronze
Pewter | Polished Brass | Satin Chrome | White

Bold name denotes finish shown.

HARDWARE FINISH OPTIONS



Antique Brass | Black | Bright Chrome | Bronze | Gold | Oil Rubbed Bronze | Pewter | Polished Brass | Satin Chrome | White

*Sash pull available in finishes of Black, Bronze, Gold, Polished Brass and White.
Hardware sold separately. Printing limitations prevent exact finish replication. Please see your Andersen supplier for actual finish samples.

Hardware for Every Door. Styles for Every Person.



YUMA®

Distressed Bronze | **Distressed Nickel**

ENCINO®

Distressed Bronze | Distressed Nickel

ANVERS®

Bright Brass | Oil Rubbed Bronze
Satin Nickel

NEWBURY®

Antique Brass | Bright Brass
Brushed Chrome | **Oil Rubbed Bronze**
Polished Chrome | Satin Nickel

Bold name denotes finish shown.


FSB® HINGED PATIO DOOR HARDWARE

NEW

Durable, stainless steel FSB® hinged door hardware features clean lines and a sleek satin finish for a thoroughly modern look. Choose from four handle styles.



Satin Stainless Steel



Hardware sold separately. "FSB" is a registered trademark of Franz Schneider Brakel GmbH & Co.


E-Series patio door hardware is available in a variety of different designs to match virtually any style. Yuma,[®] Encino,[®] Anvers,[®] Newbury,[®] Covington[™] and Whitmore[®] hardware options each feature solid, drop-forged brass for added strength, while Albany and Tribeca[®] hardware options are made of diecast zinc with durable powder-coated finishes. Additional hardware options such as exterior keyed locks and other accessories are also available. See pages 30-31 for information on the Yale[®] Assure Lock[®] and other Smart Home Solutions.



Bold name denotes finish shown.



HARDWARE FINISH OPTIONS



Hardware sold separately. Distressed bronze and oil rubbed bronze are "living" finishes that will change with time and use. Printing limitations prevent exact finish replication. See your Andersen supplier for actual finish samples.

A Range of Glass Types for a Range of Needs.

For both beauty and performance, E-Series products extend your design freedom to glass and grilles. We offer a multitude of glass options, including High-Performance Low-E4® glass as our standard option. Our exclusive Stormwatch® protection for severe weather is perfect for coastal conditions.* In addition, you can choose from stunning decorative glass collections and flexible grille options, or design your own for just the right look.

LOW-E4 GLASS

Standard on all E-Series products. It's up to 45% more energy efficient in winter and up to 57% more efficient in summer.**

LOW-E4 SMARTSUN™ GLASS

It gives you the benefits of Low-E4 glass, plus it helps shield your home from the sun's heat and filters out 95% of harmful UV rays while letting sunlight shine through.

LOW-E4 SUN GLASS

It's tinted for maximum protection from the effects of intense sunlight while providing all the benefits of Low-E4 glass.

LOW-E4 PASSIVESUN™ GLASS

A solution for colder climate zones where higher heat gain is desired. It allows a higher amount of the sun's heat to pass into the home as compared to Low-E4 glass, making it ideal for passive solar applications.



HEATLOCK® TECHNOLOGY

Our HeatLock coating can increase the energy efficiency of any E-Series window or door with Low-E4 or Low-E4 SmartSun glass. Applied to the room-side glass surface, it reflects heat back into the home and improves U-Factors, which can help the window or patio door meet ENERGY STAR® requirements.

TRIPLE-PANE GLASS

Three panes of glass combined with Low-E coatings can provide enhanced energy performance. Adding triple-pane glass to one of our windows or patio doors can produce a lower U-Factor than using regular dual-pane glass.

SPECIALTY GLASS

Select from our decorative glass collections or combine beveled, frosted, grooved, colored or textured glass with three coming options to create your own design. Specialty glass includes tinted glass, spandrel glass and Mapes panels as well as rain, reeded and obscure glass options.

ADDITIONAL OPTIONS

For additional glass options, including products with Stormwatch Protection to meet the tough building codes of hurricane-prone coastal areas, visit andersenwindows.com/e-series or see your Andersen supplier.

PERFORMANCE COMPARISON OF E-SERIES GLASS OPTIONS

| GLASS | ENERGY | | LIGHT | |
|--|---|--|---|---|
| | U-FACTOR | SOLAR HEAT GAIN COEFFICIENT | VISIBLE LIGHT TRANSMITTANCE | UV PROTECTION |
| | How well a product prevents heat from escaping. | How well a product blocks heat caused by sunlight. | How much visible light comes through a product. | How well a product blocks ultraviolet rays. |
| SmartSun™ | ● ● ● ○ | ● ● ● ● | ● ● ● ○ | ● ● ● ● |
| SmartSun with HeatLock® coating | ● ● ● ● | ● ● ● ● | ● ● ○ ○ | ● ● ● ● |
| Low-E4® | ● ● ● ○ | ● ● ● ○ | ● ● ● ○ | ● ● ● ○ |
| Low-E4 with HeatLock® coating | ● ● ● ● | ● ● ● ○ | ● ● ● ○ | ● ● ● ○ |
| Sun with HeatLock® coating | ● ● ● ○ | ● ● ● ● | ● ○ ○ ○ | ● ● ● ○ |
| PassiveSun™ | ● ● ● ○ | ● ○ ○ ○ | ● ● ● ○ | ● ● ● ○ |
| Triple-Pane with Low-E coating on two surfaces | ● ● ● ● | ● ● ● ○ | ● ● ● ○ | ● ● ● ● |
| Clear Dual-Pane | ● ○ ○ ○ | ○ ○ ○ ○ | ● ● ● ● | ○ ○ ○ ○ |

Center of glass performance only. Ratings based on glass options as of January 2018. Visit andersenwindows.com for ENERGY STAR® map and NFRC total unit performance data.



*See your local code official for building code requirements in your area. **Winter and summer values are based on comparison of E-Series 3866 double-hung window U-Factor to the U-Factor for clear dual-pane glass non-metal frame default values from the 2006, 2009, 2012, 2015 and 2018 International Energy Conservation Code "Glazed Fenestration" Default Tables.




E-Series arch and rectangular specialty windows and gliding patio door with Carmel exteriors and custom equal light grille pattern.

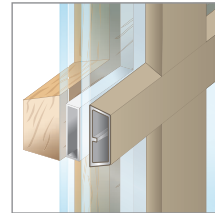
Grilles for Every Home.

GRILLE OPTIONS

FULL DIVIDED LIGHT



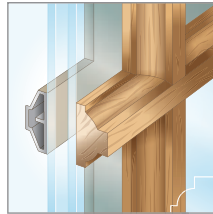
Chamfer - Ovolo (colonial)



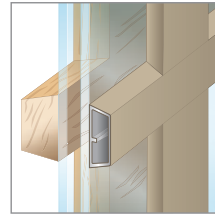
Contemporary - Contemporary

Features permanent interior and exterior grilles with grille spacer bars between two panes of insulating glass. A traditional divided light look with modern energy efficiency.

SIMULATED DIVIDED LIGHT



Chamfer - Ovolo (colonial)



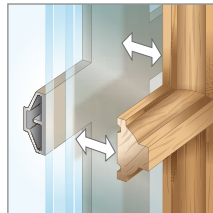
Contemporary - Contemporary

An economical solution featuring permanent interior and exterior grilles without grille spacer bars.

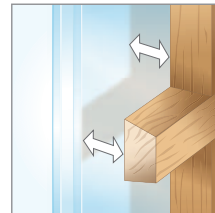
GRILLE WIDTHS:
5/8", 7/8", 1 1/8", 1 1/2" and 2 1/4"



REMOVABLE GRILLES



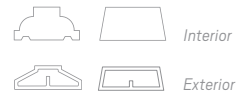
Chamfer - Ovolo (colonial)



Contemporary


Removable interior wood grilles. Available with optional surround and an optional permanent exterior grille, shown to left.

GRILLE WIDTH: 7/8"

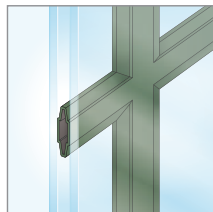


DESIGN YOUR OWN GRILLES

We offer a variety of grille patterns to choose from, or design your own with varying lines, curves and shapes to create a truly unique pattern.



FINELIGHT™ GRILLES-BETWEEN-THE-GLASS



Contoured

Aluminum grilles conveniently placed between two panes of glass for easy cleaning inside and out.

1" Contoured



5/8" Flat



Contoured grilles are available in all 50 colors and 2-tone combinations. Colony White paired with Black, Sierra Bronze, Pebble Tan or Forest Green.

Flat grilles are available in Colony White, Sierra Bronze, Pebble Tan and Forest Green.

Screen Out the Insects, Not the View.

E-Series insect screens let the beauty of the outdoors in, while keeping even small insects out. Choose from a wide selection of insect screen styles, including options that blend seamlessly with your window.



TRUSCENE® INSECT SCREEN*

TruScene® insect screens for windows are made with a micro-fine stainless steel mesh that offers 50% more clarity than our conventional aluminum mesh insect screens. TruScene insect screens let in more fresh air and sunlight and keep small insects out.

All TruScene comparisons are made to a conventional E-Series aluminum insect screen.

WOOD-VENEERED INSECT SCREEN

E-Series interior window insect screens can be veneered in one of our beautiful wood selections, allowing the frame to blend seamlessly into your window.

RETRACTABLE INSECT SCREEN FOR WINDOWS

Made specifically for casement and awning windows, this insect screen is a sleek addition to any home. In place, the insect screen keeps insects out. When retracted, it provides a beautiful clear view.

RETRACTABLE INSECT SCREEN FOR PATIO DOORS**

This insect screen is built with an innovative color-matched housing that hides the insect screen when not in use. It's there when you need it and gone when you don't.



Retractable insect screen for casement and awning windows.

Visit andersenwindows.com/e-series or see your Andersen supplier for additional insect screen options.

*TruScene wood-veneered insect screens utilize a different frame profile than other E-Series wood-veneered insect screens.
 **Retractable insect screens are available on hinged inswing, hinged outswing and gliding patio doors. See your Andersen supplier for details.

Privacy Options You Simply Have to See.

E-Series blinds or shades between the glass provide the ultimate in practicality for your home. Our systems not only protect the blinds or shades, they also greatly reduce your cleaning time. Which means with Andersen, you have both privacy and convenience at your fingertips.

BLINDS-BETWEEN-THE-GLASS



Blinds-between-the-glass can be added to many of our patio doors and rectangular picture windows. Choose one of three popular colored blinds that are placed between two panes of glass. Control both tilt and raise* conveniently with a single cord.



Tilt, raise and lower with one control cord.*

SYSTEM 3 BLINDS AND SHADES



System 3 Shades

System 3 Blinds

System 3 blinds and shades create a triple-glazed window that provides greater energy efficiency and protects your blind or shade from damage. They are perfect for casement, awning and picture windows, and hinged patio doors. Frames are available in tan, gold, white or wood veneer.

CONTROL KNOBS



Bronze

White

Black

Gold

COLOR OPTIONS

BLINDS:



Almond

Tan

White

SHADES:



Almond

Pearl

Vanilla

Winter White

*Not all sizes of blinds-between-the-glass are retractable.
Printing limitations prevent exact color duplication. Please see your Andersen supplier for actual color samples.


The Smartest Technology for the Smartest Homes.

Andersen® E-Series products can now be part of today's connected home. Manage the status of your windows and patio doors anytime and from anywhere with our sensor options.* Plus, our new Yale® Assure Lock® lets you remotely lock or unlock your hinged patio doors.** Learn more about the convenience and peace of mind Andersen smart home products offer at andersenwindows.com/connect.



A monitoring option for every home and lifestyle.

Yale® Assure Lock® for Andersen® Patio Doors** NEW



Never worry about carrying or losing keys again. Monitor, lock and unlock from anywhere with the Yale Assure Lock. The sleek key-free lock includes Bluetooth® for keyless unlocking and is compatible with Z-Wave® for integration with a wide range of smart home platforms.

- **ONE-TOUCH LOCKING**
Lock up without the hassle of keys by simply tapping the keypad.
- **KEY-FREE**
No cylinder means no lost keys and no pick and bump break-ins.
- **BATTERY BACK-UP**
Never lose power, the lock can be energized with a 9V battery.
- **VERILOCK® SECURITY SENSORS**
Know whether your doors are open, closed, locked or unlocked.*
- **SMART HOME INTEGRATION**
Monitor, lock and unlock from anywhere.*

*When properly configured and maintained with a professionally installed security system and/or self-monitoring system compatible with Honeywell® 5800 controls. See your Andersen supplier for more information. **Available on select hinged doors, see your Andersen supplier for details.

All marks where denoted are trademarks of their respective owners. Yale manufactures and supports the limited warranty for Yale Assure Lock for Andersen patio doors.

VeriLock® Security Sensors

With the most advanced technology in the industry, VeriLock® security sensors not only indicate whether your windows and patio doors are open or closed, they even tell you if they are locked or unlocked.* No other sensor can do that.



Sash Lock with VeriLock sensor

- MAINTAINS WARRANTY**
 No drilling required which can void warranties.
- HELPS MAXIMIZE ENERGY EFFICIENCY**
 Windows that are closed but unlocked lose air at a rate up to 3X that of a closed and locked window.** VeriLock sensors tell you which windows and patio doors are open or unlocked* so you can help manage air loss.**
- PRESERVES BEAUTY**
 Available in a variety of colors to complement many Andersen hardware or interior finishes.



White Gold Dust Taupe Gray Stone Black

Wireless Open/Closed Sensors

These wireless sensors provide the peace of mind of knowing whether your windows and patio doors are open or closed.†



Open/closed sensors shown in White.

- EASY INSTALLATION**
 No tools are required to install our sensors. Simply place the sensor on a window or patio door and line up the magnet with the sensor until the LED glows blue!
- MAINTAINS WARRANTY**
 No drilling required which can void warranties.
- COMPACT DESIGN**
 Sleek, compact design for a clean appearance, available in a variety of colors to blend in with the window or patio door.



White Canvas Sandtone Dark Bronze

*When properly configured and maintained with a professionally installed security system and/or self-monitoring system compatible with Honeywell® 5800 controls. See your Andersen supplier for more information. **Based on testing of thirty-two (32) A-Series double-hung windows. Air loss through unlocked windows will vary based on window type and age, pressure differential, temperatures inside and outside the home, altitude and application. †See product installation for details.



IMPROVING THE VIEW OUTSIDE THE ENVIRONMENT HAS A BUSINESS PARTNER

Respect for the environment is nothing new at Andersen. For more than a century, it's been part of who we are. Our commitment to recycle and reclaim materials began simply because it was good business. Now it's part of our commitment to sustainability and responsible stewardship of all our resources. Andersen is committed to providing you with long-lasting,* energy-efficient windows and doors.

Visit andersencorporation.com/sustainability for more information.



Andersen makes windows and doors with options that make them **ENERGY STAR® v. 6.0** certified throughout the United States.



Andersen is a charter member of the **U.S. Green Building Council** and a strong supporter of its LEED® (Leadership in Energy and Environmental Design) National Green Building Standard rating system.

Celebrating
115 Years
1903-2018

Andersen 



*Visit andersenwindows.com/warranty for details.
All trademarks where denoted are marks of their respective owners.
©2018 Andersen Corporation. All rights reserved. 08/18 Part #9066674